






Faculty Learning Technologies



1. Which IB Program do you teach?

	Response Percent	Response Count
PYP 	41.9%	26
MYP 	51.6%	32
DP 	43.5%	27
<i>answered question</i>		62
<i>skipped question</i>		0

2. Do you have an interactive whiteboard in the classroom you teach the most in?

	Response Percent	Response Count
Yes 	25.4%	15
No 	76.3%	45
<i>answered question</i>		59
<i>skipped question</i>		3

3. If you do have a whiteboard - do you use it?

	Response Percent	Response Count
Yes 	66.7%	20
No 	33.3%	10
<i>answered question</i>		30
<i>skipped question</i>		32




4. If you do use the whiteboard, please give examples of how you use it.

	Response Count
	18
<i>answered question</i>	18
<i>skipped question</i>	44

5. What subject area do you use it for?

	Response Count
	17
<i>answered question</i>	17
<i>skipped question</i>	45




6. How often do you use the whiteboard?

	Response Percent	Response Count
4 times a day or more 	35.0%	7
twice or more in a day 	50.0%	10
once a day 	15.0%	3
<i>answered question</i>		20
<i>skipped question</i>		42



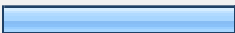

7. If your main teaching area does not have an interactive whiteboard how do you think one could help with your teaching and learning delivery

	Response Count
	35
<i>answered question</i>	35
<i>skipped question</i>	27




8. All our teaching areas have projectors/sound/visualisers. Are you happy using them?

	Response Percent	Response Count
Yes 	71.2%	42
No 	1.7%	1
Sort of 	28.8%	17
<i>answered question</i>		59
<i>skipped question</i>		3





9. I know how to solve my own technical problems

	Response Percent	Response Count
Yes definitely 	1.8%	1
Most of the time 	56.1%	32
Occasionally 	35.1%	20
Never 	7.0%	4
<i>answered question</i>		57
<i>skipped question</i>		5





10. I can learn technology easily

		Response Percent	Response Count
Yes definitely		28.1%	16
Most of the time		49.1%	28
Occasionally		24.6%	14
Never		0.0%	0
<i>answered question</i>			57
<i>skipped question</i>			5





11. I keep up with important technologies

		Response Percent	Response Count
Yes definitely		22.8%	13
Most of the time		35.1%	20
Occasionally		38.6%	22
Never		3.5%	2
<i>answered question</i>			57
<i>skipped question</i>			5




12. I frequently play around with technology

		Response Percent	Response Count
Yes definitely		17.5%	10
Most of the time		22.8%	13
Occasionally		50.9%	29
Never		8.8%	5
<i>answered question</i>			57
<i>skipped question</i>			5





13. I know about a lot of different technology tools

		Response Percent	Response Count
Yes definitely		7.4%	4
More than most		24.1%	13
Could know more		66.7%	36
Very little		7.4%	4
<i>answered question</i>			54
<i>skipped question</i>			8





14. I have the technical skills I need to use tchnology

	Response Percent	Response Count
Yes definitely 	8.8%	5
Most of the time 	50.9%	29
Occasionally 	40.4%	23
Never	0.0%	0
<i>answered question</i>		57
<i>skipped question</i>		5





15. I have had sufficient opportunities to work with different technologies

	Response Percent	Response Count
Yes definitely 	5.3%	3
Most of the time 	45.6%	26
Occasionally 	47.4%	27
Never 	3.5%	2
<i>answered question</i>		57
<i>skipped question</i>		5





16. I can choose technology that enhances the teaching approaches for a lesson

	Response Percent	Response Count
Yes 	21.4%	12
Most of the time 	53.6%	30
Occasionally 	25.0%	14
Never 	1.8%	1
answered question		56
skipped question		6


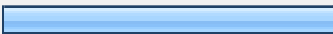


17. I can choose technology that enhances the content for the lesson

	Response Percent	Response Count
Yes 	21.1%	12
Most of the time 	47.4%	27
Occasionally 	31.6%	18
Never 	1.8%	1
answered question		57
skipped question		5



18. I can choose technology that enhances students' learning

	Response Percent	Response Count
Yes 	21.1%	12
Most of the time 	49.1%	28
Occasionally 	28.1%	16
Never 	1.8%	1
<i>answered question</i>		57
<i>skipped question</i>		5




19. I think critically about how to use technology in my classroom

	Response Percent	Response Count
Yes 	21.4%	12
Most of the time 	50.0%	28
Occasionally 	26.8%	15
Never 	1.8%	1
<i>answered question</i>		56
<i>skipped question</i>		6

20. I would appreciate input about how to effectively use technology in my classroom

	Response Percent	Response Count
Yes 	92.9%	52
No 	10.7%	6
<i>answered question</i>		56
<i>skipped question</i>		6

21. I can help others to coordinate the use of technologies to deliver content and enhance teaching approaches

	Response Percent	Response Count
Yes 	23.2%	13
No 	26.8%	15
Maybe 	50.0%	28
<i>answered question</i>		56
<i>skipped question</i>		6

22. How can we help you with Basic computer operation and productivity tools (or how can word processing, spreadsheet etc make my life easier.....)

	Response Count
	32
<i>answered question</i>	32
<i>skipped question</i>	30

23. How can we help you with Hardware integration into teaching (or using digital cameras. camcorders etc for teaching, learning and assessment)

	Response Count
	35
<i>answered question</i>	35
<i>skipped question</i>	27

24. How can we help you with Software and its integration into teaching (using subject specific software for teaching, learning and assessment)

	Response Count
	32
<i>answered question</i>	32
<i>skipped question</i>	30

25. Can we help you with how to Use our VLE (eClassroom)

	Response Count
	31
<i>answered question</i>	31
<i>skipped question</i>	31

26. Can we help you with Classroom strategies or modelling (or how do I do it, who does it well.....)

	Response Count
	28
<i>answered question</i>	28
<i>skipped question</i>	34





27. Do you know where to go for Quick technical assistance when it all goes wrong

	Response Count
	38
<i>answered question</i>	38
<i>skipped question</i>	24





28. Web 2.0 tools and cloud technology (I know there is loads out there, but what do I do with it)

	Response Count
	29
<i>answered question</i>	29
<i>skipped question</i>	33





29. Online drill and practise games

	Response Percent	Response Count
Sometimes 	12.5%	6
Occasionally 	47.9%	23
Often 	20.8%	10
Never 	18.8%	9
<i>answered question</i>		48
<i>skipped question</i>		14





30. Camcorders and video recorders

		Response Percent	Response Count
Sometimes		18.8%	9
Occasionally		33.3%	16
Often		8.3%	4
Never		39.6%	19
<i>answered question</i>			48
<i>skipped question</i>			14





31. Digital Cameras

		Response Percent	Response Count
Sometimes		18.8%	9
Occasionally		31.3%	15
Often		35.4%	17
Never		14.6%	7
<i>answered question</i>			48
<i>skipped question</i>			14





32. Webcams

		Response Percent	Response Count
Sometimes		14.6%	7
Occasionally		10.4%	5
Often		2.1%	1
Never		72.9%	35
<i>answered question</i>			48
<i>skipped question</i>			14





33. Message Boards

		Response Percent	Response Count
Sometimes		16.7%	8
Occasionally		25.0%	12
Often		18.8%	9
Never		39.6%	19
<i>answered question</i>			48
<i>skipped question</i>			14





34. Smartphones

		Response Percent	Response Count
Sometimes		8.3%	4
Occasionally		4.2%	2
Often		4.2%	2
Never		83.3%	40
<i>answered question</i>			48
<i>skipped question</i>			14





35. Mp3 players

		Response Percent	Response Count
Sometimes		23.4%	11
Occasionally		10.6%	5
Often		10.6%	5
Never		55.3%	26
<i>answered question</i>			47
<i>skipped question</i>			15





36. Social Networks

		Response Percent	Response Count
Sometimes		8.5%	4
Occasionally		17.0%	8
Often		10.6%	5
Never		63.8%	30
<i>answered question</i>			47
<i>skipped question</i>			15

37. GPS

		Response Percent	Response Count
Sometimes		6.5%	3
Occasionally		13.0%	6
Often		2.2%	1
Never		78.3%	36
<i>answered question</i>			46
<i>skipped question</i>			16





38. Wikis

		Response Percent	Response Count
Sometimes		13.0%	6
Occasionally		26.1%	12
Often		8.7%	4
Never		52.2%	24
<i>answered question</i>			46
<i>skipped question</i>			16





39. Web 2.0 (specify which tool please)

	Response Count
	12
<i>answered question</i>	12
<i>skipped question</i>	50





40. Blogs

		Response Percent	Response Count
Sometimes		14.6%	7
Occasionally		25.0%	12
Often		8.3%	4
Never		52.1%	25
<i>answered question</i>			48
<i>skipped question</i>			14





41. Productivity software (word processing, spreadsheets, presentations etc)

	Response Percent	Response Count
Sometimes 	8.3%	4
Occasionally 	14.6%	7
Often 	75.0%	36
Never 	2.1%	1
<i>answered question</i>		48
<i>skipped question</i>		14





42. Glogs

	Response Percent	Response Count
Sometimes 	10.9%	5
Occasionally 	4.3%	2
Often 	4.3%	2
Never 	87.0%	40
<i>answered question</i>		46
<i>skipped question</i>		16



43. Google docs, sites, calendars, spreadsheets etc....

		Response Percent	Response Count
Sometimes		18.8%	9
Occasionally		41.7%	20
Often		20.8%	10
Never		25.0%	12
<i>answered question</i>			48
<i>skipped question</i>			14



44. LIST your top 4 productivity tools

		Response Percent	Response Count
1		100.0%	45
2		97.8%	44
3		82.2%	37
4		64.4%	29
<i>answered question</i>			45
<i>skipped question</i>			17



45. Mac computers are ideal for any learning situation

		Response Percent	Response Count
Agree		60.9%	28
Disagree		41.3%	19
<i>answered question</i>			46
<i>skipped question</i>			16



46. Windows computers are ideal for any learning situation

		Response Percent	Response Count
Agree		57.8%	26
Disagree		44.4%	20
<i>answered question</i>			45
<i>skipped question</i>			17





47. I think Mac is a good learning platform and would like to know more about it

		Response Percent	Response Count
Agree		80.9%	38
Disagree		19.1%	9
<i>answered question</i>			47
<i>skipped question</i>			15






48. I think Windows is a good learning platform and would like to know more about it

		Response Percent	Response Count
Agree		62.2%	28
Disagree		37.8%	17
<i>answered question</i>			45
<i>skipped question</i>			17






49. Are you able to model and teach safe ethical and legal use of digital information and technology

	Response Percent	Response Count
Yes 	52.1%	25
No 	2.1%	1
Sometimes 	22.9%	11
Never	0.0%	0
I would appreciate guidelines 	35.4%	17
answered question		48
skipped question		14



50. Do you provide equitable access to appropriate digital tools and resources for all of your students

	Response Percent	Response Count
Ys 	44.7%	21
No 	2.1%	1
Sometimes 	36.2%	17
Never 	2.1%	1
I would appreciate guidelines 	23.4%	11
answered question		47
skipped question		15

51. Do you promote and model digital etiquette and responsible social interactions related to the use of technology and information?

	Response Percent	Response Count
Yes 	42.6%	20
No 	8.5%	4
Sometimes 	21.3%	10
Never 	2.1%	1
I would appreciate guidelines 	31.9%	15
<i>answered question</i>		47
<i>skipped question</i>		15

52. Do you think monitoring software such as Vision 5 (software that allows a teacher to supervise student computer work, share demonstrations, get the attention of the class and control student internet access (<http://www.codework-systems.com/products/netop/myvision/>) is an essential tool for a laptop rich classroom?

	Response Percent	Response Count
Yes 	81.8%	36
No 	20.5%	9
<i>answered question</i>		44
<i>skipped question</i>		18

53. And finallythank you very much for spending time completing this survey. We would also be very pleased to hear absolutely anything else you would like to tell us on this subject.

		Response Count
		16
<i>answered question</i>		16
<i>skipped question</i>		46